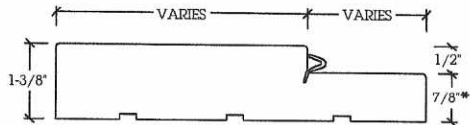


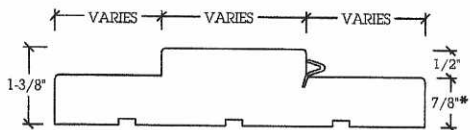
EXTERIOR DOOR, SIDELIGHT AND TRANSOM JAMBS

When Pinecrest® is to determine the rough opening size, we make allowances. When you give us the rough opening dimensions, we will make the jamb, door, sidelights, transom and astragal (if specified) to fit those dimensions.

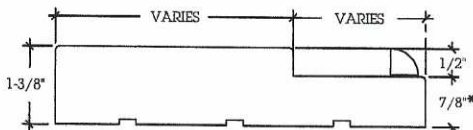
- **1-1/8" JAMBS ARE REQUIRED FOR THE FOLLOWING:**
 - 1-3/4" thick doors with jamb depths of 12" and over (square form doors)
 - 1-3/4" thick doors with jamb depths of 9" and over (arch form doors)
 - 2" and 2-1/4" thick doors regardless of door size and jamb depth.



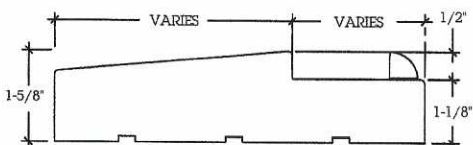
J1 - EXTERIOR DOOR JAMB (single rabbet with kerf)



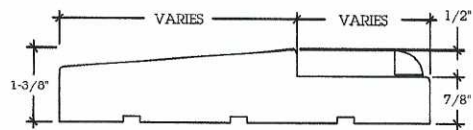
J2 - EXTERIOR DOOR JAMB (double rabbet with kerf)
Must be 5-3/4" or wider. For use with 1-1/8" or 1-3/8" thick screen or storm door. Specify thickness of screen or storm door.



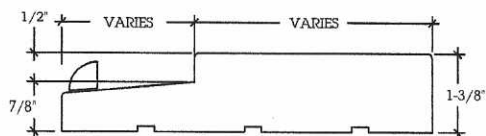
J5 - EXTERIOR SIDELIGHT & TRANSOM (jamb with stop)



J5 - WOOD SILL FOR SIDELIGHT (with in-swing door)



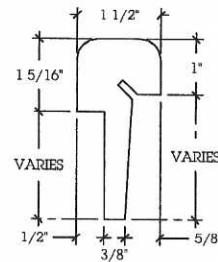
J5 - WOOD SILL FOR TRANSOM (with in-swing door)



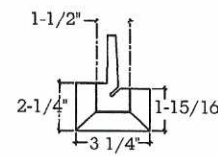
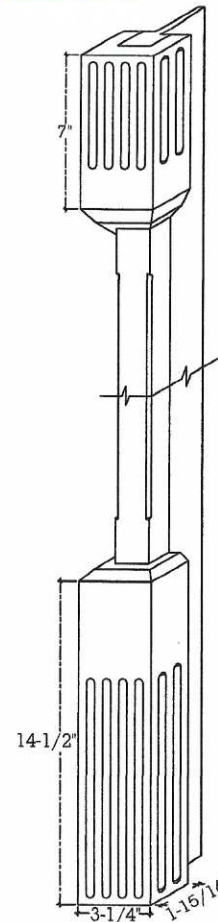
J5 - WOOD SILL FOR SIDELIGHT & TRANSOM (with out-swing door)

NOT TO SCALE

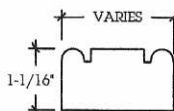
EXTERIOR DOOR ASTRAGALS AND MULLCAPS (PAIRS ONLY)



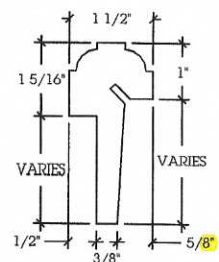
AS1 - KERFED ASTRAGAL



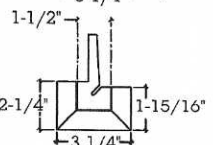
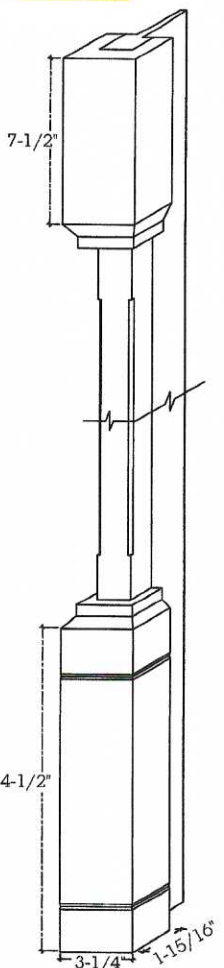
AS30 - KERFED ASTRAGAL



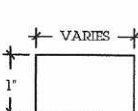
M1 - EXTERIOR MULLCAP



AS4 - KERFED ASTRAGAL



AS31 - KERFED ASTRAGAL



M5 - EXTERIOR MULLCAP

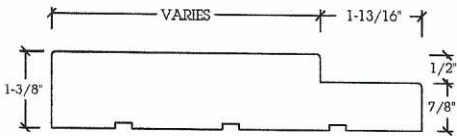
Use With Sidelights & Transoms

**Select The Hinge Side Or Active Door Which Fits Your Installation.

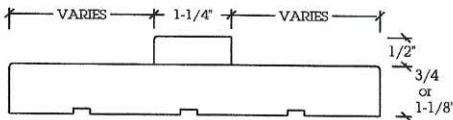
INTERIOR DOOR SIDELIGHT AND TRANSOM JAMBS

When Pinecrest® is to determine the rough opening size, we make allowances. When you give us the rough opening dimensions, we will make the jamb, door, sidelights, transom and astragal (if specified) to fit those dimensions.

Knotty Alder doors will have jambs, mull caps and astragals in Alder (minimal small knots). Distressed Alder (minimal small knots) is available for these items.

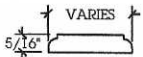


J3 - INTERIOR JAMB (single rabbet)

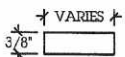


J4 - INTERIOR JAMB (with stop)

INTERIOR MULL CAPS



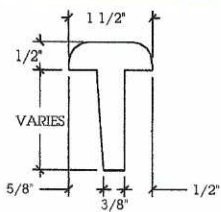
M3 - INTERIOR MULL CAP



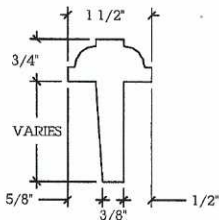
M4 - INTERIOR MULL CAP

*Use With Sidelights & Transom

INTERIOR ASTRAGALS



AS3 - NONKERFED ASTRAGAL



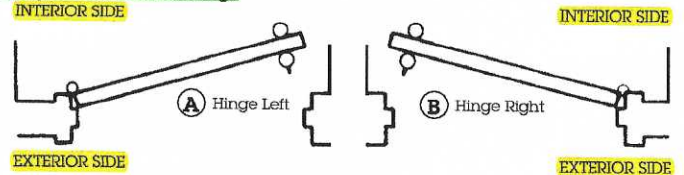
AS6 - NONKERFED ASTRAGAL

*Use With Interior Pairs

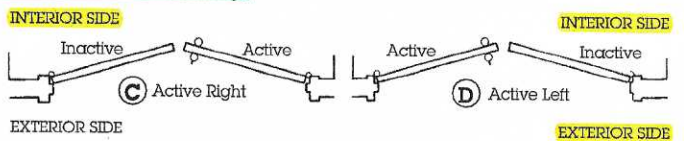
DOOR HINGING PREHUNG EXTERIOR AND INTERIOR DOORS.

1. For single doors specify: B or F (hinge right) or A or E (hinge left).
2. For double doors, which one is to be active, i.e. which one opens first? C or G (right door), D or H (left door). Astragal will be on the inactive door for in swing doors and on the active door for out swing.

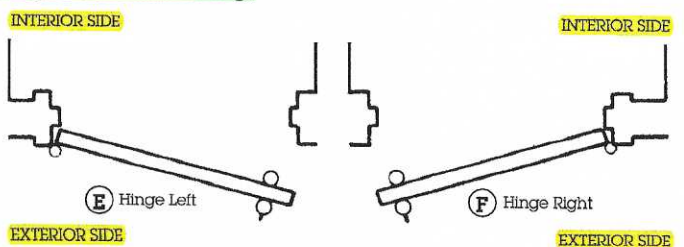
Single Doors (In Swing)



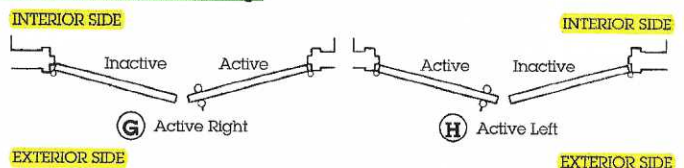
Double Doors (In Swing)



Single Doors (Out Swing)



Double Doors (Out Swing)



**Please Advise If Single:

Specify From Exterior View

Single Door: Swing _____ (In or Out)?

Hinge Side: _____ (Right or Left)?

Circle & Initial Your Selection

**Please Advise if Pair:

Specify From Exterior View

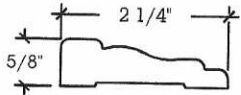
Pair: Swing _____ (In or Out)?

Active Door: _____ (Right or Left)?

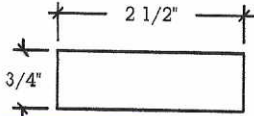
Circle & Initial Your Selection

CASING AND BRICKMOULD

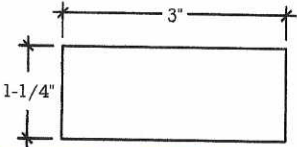
Knotty Alder doors will have casing and brickmould in Alder (minimal small knots). Distressed Alder (minimal small knots) is available for these items.



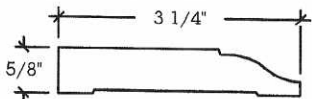
C2 CASING



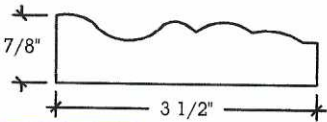
C14 CASING



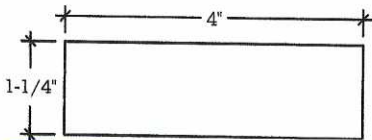
C15 CASING, 1-1/4" T
C15-1 CASING, 3/4" T



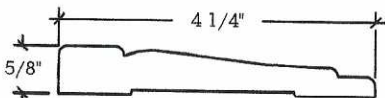
C6 CASING



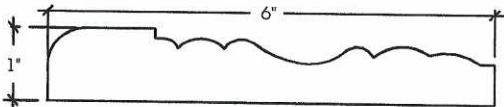
C12 CASING



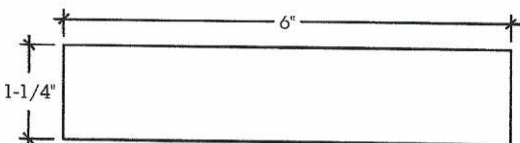
C16 CASING, 1-1/4" T
C16-1 CASING, 3/4" T



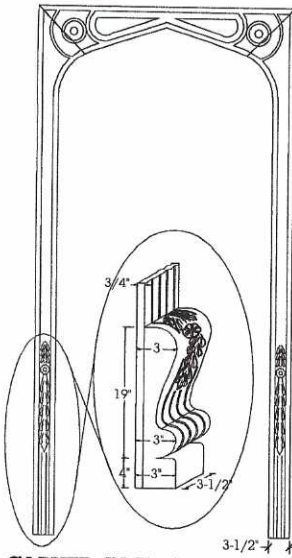
C3 CASING



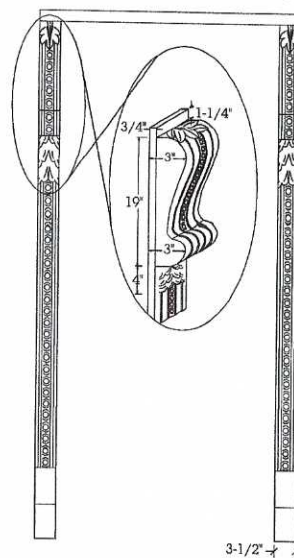
C13 CASING



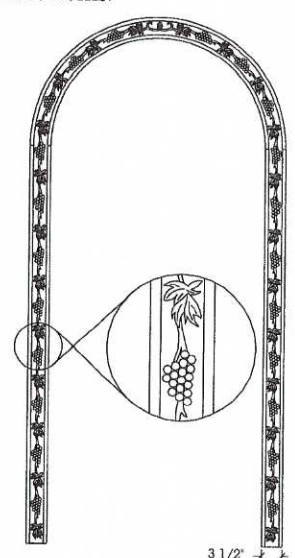
C17 CASING, 1-1/4" T
C17-1 CASING, 3/4" T



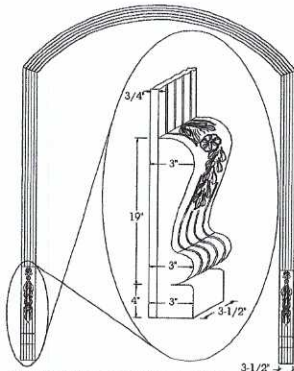
CARVED CASING C7



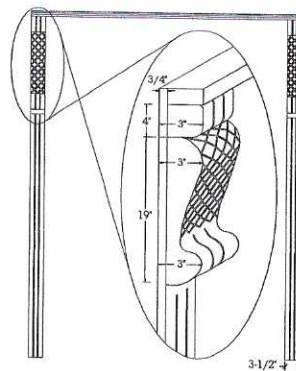
CARVED CASING C8



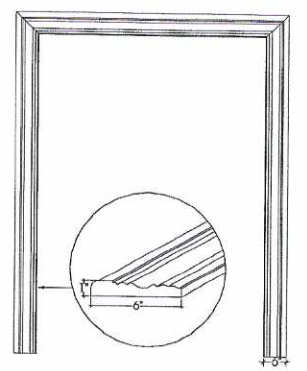
CARVED CASING C9
(ALSO AVAILABLE IN RECTANGULAR FORM.)



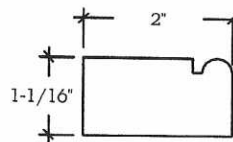
CARVED CASING C10



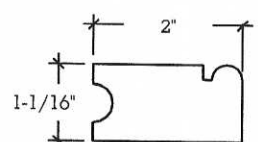
CARVED CASING C11



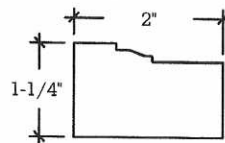
CARVED CASING C13 6"
CARVED CASING C12 3-1/2"
(SEE PROFILES TO LEFT)



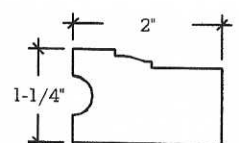
B3 BRICKMOULD



B5 STUCCO BRICKMOULD



B4 BRICKMOULD



B6 STUCCO BRICKMOULD

NOT TO SCALE