


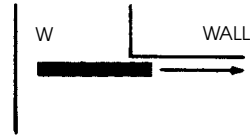
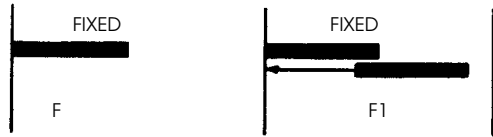
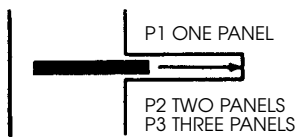


# SLIDING PANEL INSTALLATION TYPES FOR SHOJI




## POCKET INSTALLATION




B2 NO FIXED PANELS, 2 TRACKS




B3 NO FIXED PANELS, 3 TRACKS



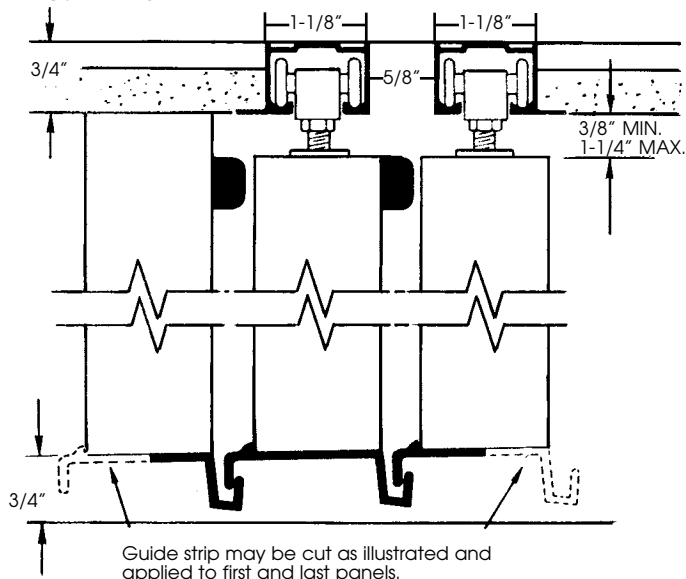
S3 NO FIXED PANELS, 3 TRACKS



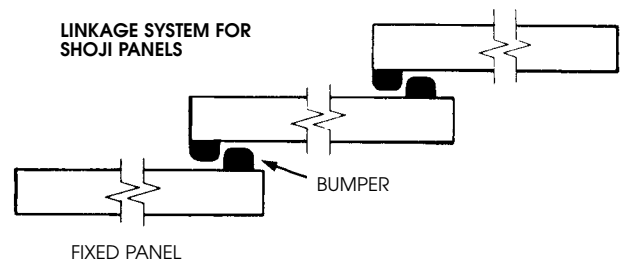
S4 NO FIXED PANELS, 4 TRACKS



## DOUBLE TRACK DETAIL



## LINKAGE SYSTEM FOR SHOJI PANELS



ALLOWANCES FOR SHOJI PANELS: Top track 1-1/2"  
Bottom guide 1"  
Header 3/4"

PINECREST® will make allowances unless otherwise specified.